



emergency equipment

Eyewash &

Eyewash and Eye/Face Wash units that are either wall mounted or pedestal mounted. Choose from a safety green ABS plastic bowl resistant to damage from alkaline, salt solutions, most acids and sun damage, or a stainless steel bowl with a #2L bright finish. Units include integral flow controls, an in-line strainer and chrome-plated brass stay-open ball valve with a stainless steel ball and stem. Signage and dust covers are included with all units. Haws® units are certified to meet the ANSI Z358.1 Standard for emergency eyewash and shower equipment.



7260B

Plastic Bowl Eyewash

- ABS plastic bowl
- 2.5 gpm (1.25 ea) eyewash heads
- Wall mounted



7261

Pedestal Eyewash

- Pedestal mounted



7000B

Omni-Flo™ Eye/Face Wash

- Patented Omni-Flo™ wrap around eye/face wash w/dust cover
- 6.25 gpm eye/face wash
- Wall mounted



7270B

Eye/Face Wash

- 5 gpm (2.5 ea) eye/face wash heads
- Wall mounted



7001

Pedestal Eye/Face Wash

- Pedestal mounted
- Foot treadle

Eye / Face Wash



7361
Pedestal
Eye/Face Wash
• Pedestal mounted
• Foot treadle



7360B
Eye/Face Wash
• 5 gpm (2.5 ea)
eye/face wash heads
• Wall mounted



7460B
Stainless Bowl Eyewash
• Stainless Steel bowl
• 2.5 gpm (1.25 ea)
eyewash heads
• Shown w/optional dust cover
• Wall mounted



7461
Pedestal Eyewash
• Pedestal mounted
• Foot treadle



7760B
Eye/Face Wash
• Eye/face wash w/face
spray ring
• Dust cover
• Wall mounted

OPTIONS & VARIATIONS AVAILABLE ON SELECTED MODELS

- Tailpiece & Trap - Stainless Steel
- Tempering packages*
- Dust Cover (9102)
- Barrier-Free**
- Freeze-Resistant
- CRP coating
- Freeze protection bleed valve*
- Scald protection bleed valve*

*see page 7 & 10 for specifics. **For other Barrier-Free models contact Haws Customer Service or visit www.hawsc.com

Drench Showers &

Drench Showers and Combination Shower and Eyewash or Eye/Face Wash units that come in many varieties. Choose from a 10-5/8" ABS plastic head in safety green or a 10-1/2" Type 304 Stainless Steel shower head, as well as a choice of bowl materials and eyewash or eye/face wash heads. Piping material also ranges from galvanized to stainless steel or even PVC or a corrosion-resistant coating.



8122H

Plastic Horizontal Drench Shower

- ABS plastic head w/integral flow control
- Horizontal mount
- 1" hot dip galvanized pipe



8123V

Vertical Drench Shower

- Same as the 8122H but with a Type 304 Stainless Steel head w/integral flow control
- Vertical mount



8133H

Stainless Steel Horizontal Drench Shower

- Type 304 Stainless Steel head w/integral flow control
- Horizontal mount
- All fittings and pipe are Type 304 Stainless Steel



8123HPCP

PCP Horizontal Drench Shower


- Polish chrome-plated brass piping & valve.
- Hi polished Stainless Steel showerhead w/integral flow control
- Horizontal mount



8130V

Plastic Vertical Drench Shower

- ABS plastic head w/integral flow control
- Vertical mount
- Stainless Steel valves



8130H

Plastic CRP Coated Drench Shower

- ABS plastic showerhead w/integral flow control
- Horizontal mount
- Stainless Steel Valves
- Heavy-duty Schedule 80 PVC pipe painted safety green



8200

Omni-Flo™ Combination Shower

- Combination shower w/patented ABS Omni-Flo™ eye/face wash w/dust cover
- ABS plastic showerhead w/integral flow control
- Barrier-free model also available
- 1-1/4" hot dip galvanized pipe
- Foot treadle

OPTIONS & VARIATIONS AVAILABLE ON SELECTED MODELS

- Available in both horizontal or vertical mounts
- Free standing models
- Freeze-resistant
- Freeze protection bleed valve
- Scald protection bleed valve
- Recessed hallway applications

Combination Units



8320

Combination Shower and Eyewash

- ABS plastic showerhead w/ integral flow control
- ABS plastic bowl w/eyewash heads containing integral flow controls
- 1-1/4" hot dip galvanized pipe



8325

Combination Shower and Eye/Face Wash

- Same as 8320 with eye/face wash heads



8317CTFP

Cable Traced Freeze-Resistant Unit

- Protected by 3/4" insulation and ABS plastic jacket
- Prevents freezing down to ambient temperature of -30°F
- Eye/face wash



8330

Combination Shower and Eye/Face Wash

- All Stainless Steel unit
- Eye/face wash w/face spray ring and dustcover
- Type 304 Stainless Steel showerhead w/integral flow control
- 1-1/4" Type 304 steel pipe
- Foot treadle



8300

Combination Shower and Eyewash

- Same as 8320 but w/Type 304 Stainless Steel bowl
- Foot treadle



8309

Combination Shower and Eye/Face Wash

- Same as 8300 with eye/face wash heads



8336

Combination shower and eyewash

- Corrosion-resistant PVC plastic unit
- Eyewash w/integral flow controls
- Heavy-duty schedule 80 PVC pipe

OPTIONS & VARIATIONS AVAILABLE ON SELECTED MODELS

- Corrosion-resistant features available
- Interchangeable showerheads - ABS plastic (8129FC) or Stainless Steel (8127FC)
- Foot treadle standard on some models, option on others (contact customer service)

Barrier-Free

Haws offers an array of barrier-free models to comply with disability guidelines. These models include the same features and benefits as our standard units. There is also a large selection of models suitable for lab environments where space is limited. Whatever your application... we have the solution!



7360BTC

Barrier-Free Eye/Face Wash

- Stainless Steel bowl
- Eye/face wash heads
- Barrier-free tailpiece design



8200WC

Omni-Flo™ Barrier-Free Combination Shower

- Combination shower w/patented Omni-Flo™ eye/face wash w/dust cover
- ABS plastic showerhead w/integral flow control
- 1-1/4" hot dip galvanized pipe





8309WC

Barrier-Free Combination Shower

- ABS plastic shower head w/integral flow control
- Stainless Steel bowl w/eye/face wash heads w/integral flow controls
- 1-1/4" hot dip galvanized pipe

BARRIER-FREE LAB MODELS



Lab Products

8356WC

Recessed Wall Mount Combination Shower

- Barrier-Free Combination shower w/Omni-Flo™ eye/face wash
- Stainless Steel cabinet & showerhead
- Pull down activation

7656WC

Recessed Wall Mount Eye/Face Wash

- Barrier-Free wall mount eye/face wash unit
- Stainless Steel cabinet
- Pull down activation

7610WC

Sink Mount Eye/Face Wash

- Barrier-Free sink mounted eye/face wash
- Pull down activation

7610

Pull Down Eye/Face Wash

- Same as above, but not wheelchair accessible

7611

Swing Away Eye/Face Wash

- Deck mounted eye/face wash



8904

Deck Mount Eye/Face Wash & Body Spray

- Deck mounted w/dual 45° angled eye/face wash heads
- Stay-open valve
- 8' hose



8905

Wall Mount Eye/Face Wash & Body Spray

- Same as above but wall mounted with 12' recoil hose



7612

Deck Mount Eyewash


- Deck mounted
- Polish chrome-plated
- Push handle activated



7612LH

Deck Mount Eyewash

- Same as above but left hand activated



8164

Recessed Drench Shower

- Flush ceiling mount w/ grey ABS plastic shower head w/integral flow control
- Recessed shower activation cabinet

FOR MORE DRENCH SHOWERS PLEASE SEE PAGE 3

Comfort

COOLTECH

Whatever your extreme environment, we've got the solution. With options for cooling water or heating it.



CABINETS ARE AVAILABLE FOR TWBS & 9200 SERIES VALVES

WARMTECH



TWBS.SH

- Tempered Water Blending System
- 40 gallons per minute
 - Full flow cold water bypass



TWBS.EW

- Tempered Water Blending System
- 5 gallons per minute
 - Full flow cold water bypass



9202

- Thermostatic Mixing Valve
- 40 gallons per minute



9201

- Thermostatic Mixing Valve
- 21 gallons per minute



9201EF

- Thermostatic Mixing Valve
- 7 gallons per minute



TWBS.EW.H

- Tempered Water Blending System
- Instantaneous water heater for eyewashes
 - 2.5 gallons per minute
 - Full flow cold water bypass
 - 18 kw



9325

- Tempered Water Blending System
- High capacity instantaneous water heater
 - Full flow cold water bypass
 - 126 kw

Control™

ENCLOSED EMERGENCY ENVIRONMENTS™



8710

E³ Booth

- Integral hot water supply (119 or 325 gal tank) & tempered blending system
- Decontamination booth with eye/face wash combination shower
- Heated enclosure
- Audible & visible alarm



8760

E³ Skid

- Integral hot water supply (119 or 325 gal tank) & tempered blending system
- Eye/face wash combination shower
- Skid mounted
- Audible & visible alarm



8730

Satellite Enclosures

- Decontamination booth with eye/face wash combination shower
- Heated enclosure
- Audible & visible alarm



8780*

Skid Mounted Tempering System

- No shower
- Integral hot water supply (119 or 325 gal tank) & tempered blending system

FEED



8730

* variable tank size options, steam heat exchanger or optional electrical classifications available. Instantaneous hot water heater also available.

ENGINEERED SOLUTIONS™

Haws offers the broadest lineup of emergency showers and eyewashes in the industry. We also recognize that many installations present unique challenges. So, we've dedicated engineering resources to a collaborative effort aimed at tailoring solutions to meet your unique needs.

Portable Eyewashes

Location flexibility an issue? There are a wide variety of portable units available to suit your needs. With both gravity fed units and pressurized tanks, no individual should be left without aid.



7601.37
 Stainless Portable
 • 37 Gallon Capacity
 • ASME tank
 • Pressurized
 • Cart sold separately



7501
 Plastic Portable
 • 9 Gallon Capacity
 • High density polyethylene
 • Gravity fed



7500EB
 Plastic Portable
 • 16 Gallon Capacity
 • 1000 watt heater
 • Insulated protective cover
 • Gravity fed



7601.10.2
 Stainless Portable
 • 13 Gallon Capacity
 • ASME tank
 • Pressurized
 • Cart sold separately



7602.10
 Stainless Portable
 • 10 Gallon Capacity
 • Pressurized
 • 15 gallon unit also available



7602.10TW
 Stainless Portable
 • 10 Gallon Capacity
 • Heater and insulated jacket
 • Pressurized
 • Not freeze-proof

CARTS & WASTE WATER OPTIONS AVAILABLE

- Cart Models 9007 and 9008
- Waste Water Container 9009

BACTERIOSTATIC ADDITIVE

- 9082 (4 pk box)


Accessories



9001DPDT
Double pole
double throw
audible alarm
and light



SP11FC
Eyewash Head
w/Flow Control
• 1.25 gpm



9001
Audible
alarm and
light



9095
Dust covers



9001EXP
Explosion
proof
audible
alarm and
light



9020
Large
combination
shower &
eyewash
sign



SP154
Alarm
flow
switch



SP21FC
Eye/Face
Wash
Head
w/Flow
Control
• 2.5 gpm



9015
Eyewash
gauge
• 6 per pack



9037
Privacy
curtain



SP158A
Freeze
protection
bleed
valve



SP170
Test tags
• 25 per
pack



9010
Test kit



SP157A
Scald
protection
bleed
valve